
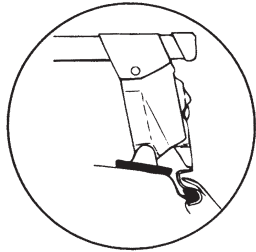
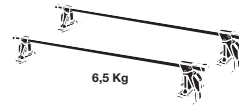



# Thule System Kit 068

**BUICK Regal 4-dr, 90-  
CHEVROLET Lumina, 90-  
PONTIAC Grand Prix 4-dr, 90-  
OLDSMOBIL Cutlass supreme, 91-**



**Front**      **Rear**

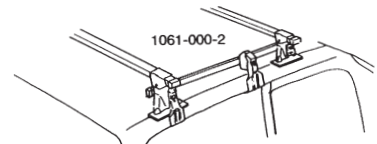
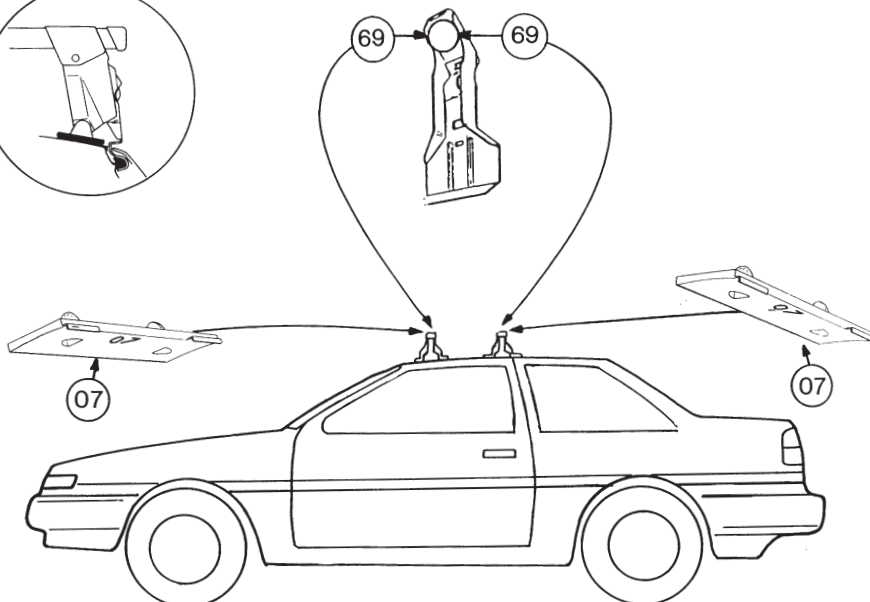
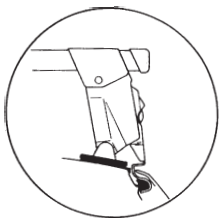
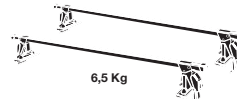
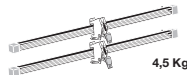
**Chevrolet lumina** 1039 mm/40 7/8 inch. • 1030 mm/40 1/8 inch.  
**Buick Regal** 1015 mm/39 7/8 inch. • 995 mm/39 1/8 inch.



220•4DF/501-0068-04

# Thule System Kit 069

**CHEVROLET Beretta, 2-dr**



## GB ATTENTION!

We recommend use of the THULE short roof line adaptor (SRA) part no. 1061-000-2. Designed exclusively for the THULE 1061 system to maximise carrying capacity and versatility by spreading the bars equally so that loads such as sailboards, bicycles and small craft can be secured easily. Ask your THULE dealer for more details.

909•4EF/501-0069